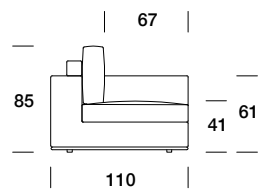
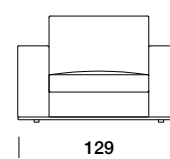
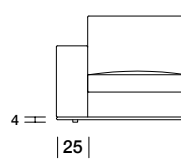




Divano

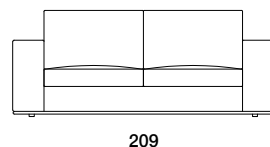


Poltrona

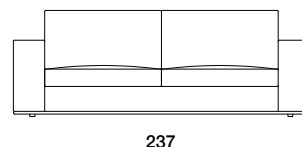


ERMES EVO

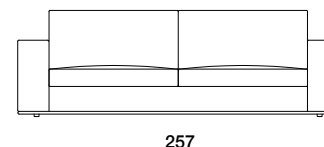
Divano



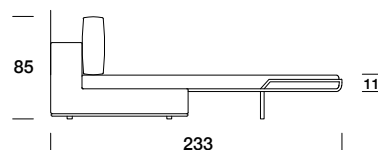
Divano



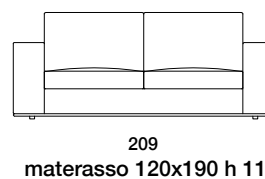
Divano



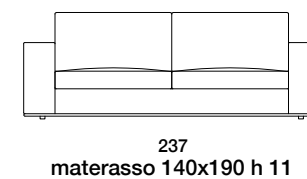
Divano letto



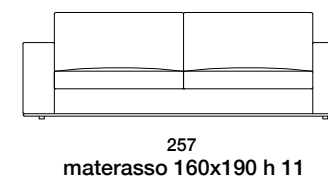
Divano letto



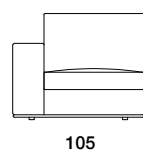
Divano letto



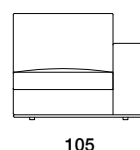
Divano letto



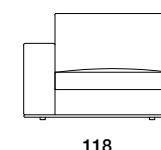
Poltrona terminale SX



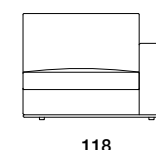
Poltrona terminale DX



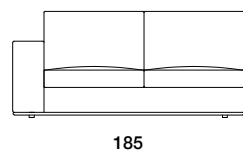
Poltrona terminale large SX



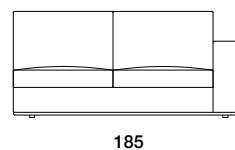
Poltrona terminale large DX



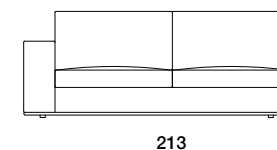
Divano terminale SX



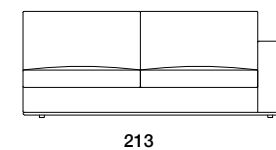
Divano terminale DX



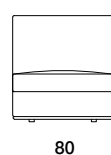
Divano terminale SX



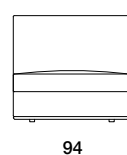
Divano terminale DX



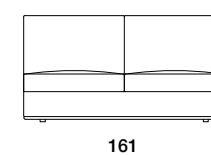
Poltrona centrale



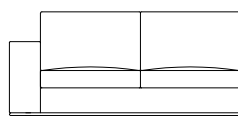
Poltrona centrale



Divano centrale

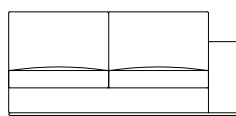


Divano terminale letto SX



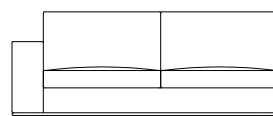
185
materasso 120x190 h 11

Divano terminale letto DX



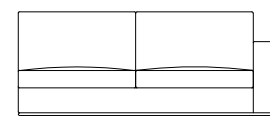
185
materasso 120x190 h 11

Divano terminale letto SX



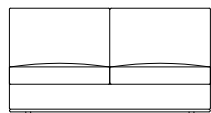
213
materasso 140x190 h 11

Divano terminale letto DX



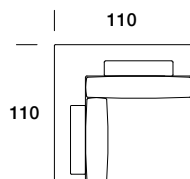
213
materasso 140x190 h 11

Divano terminale letto

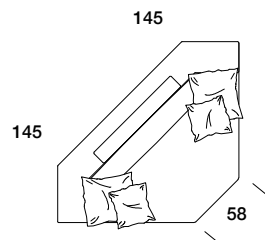


161
materasso 120x190 h 11

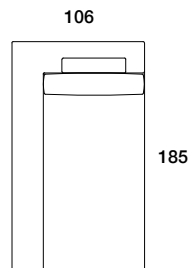
Angolo / Poltrona terminale



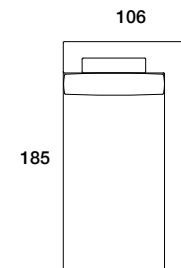
Angolo / big



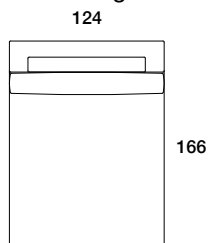
Chaise longue SX



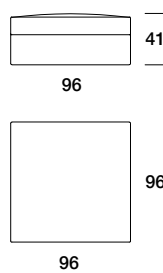
Chaise longue DX



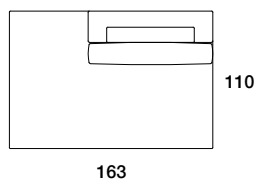
Chaise large



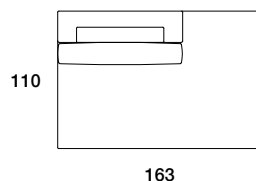
Pouff

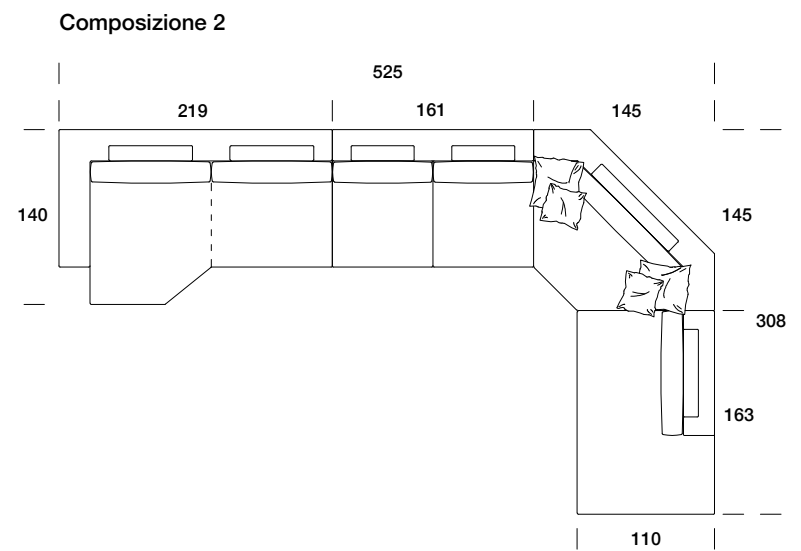
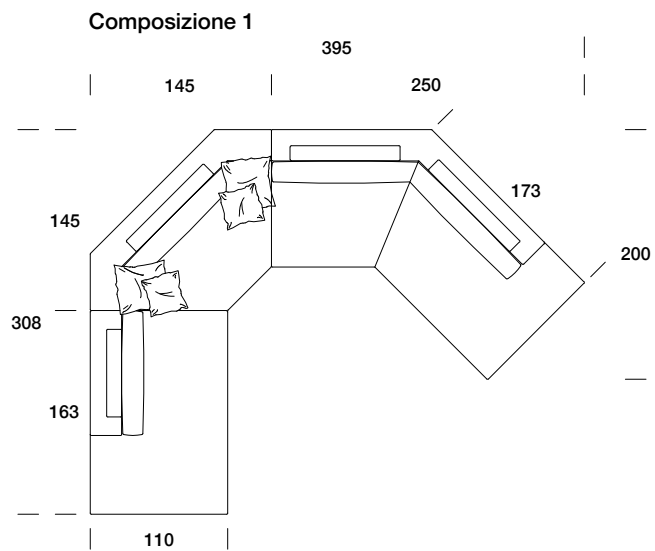
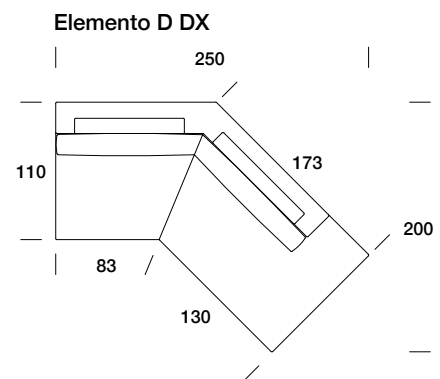
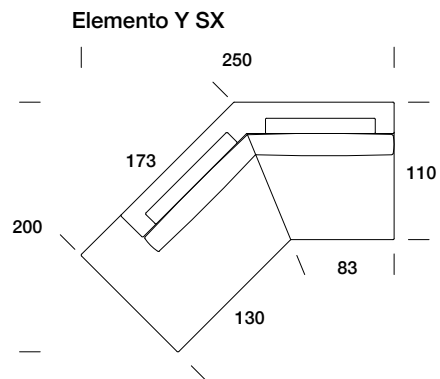
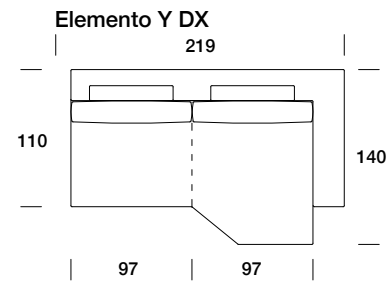
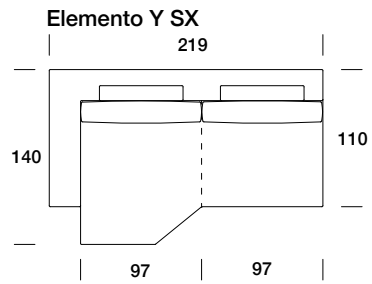


Elemento D SX



Elemento D DX





Elementi imbottiti completamente sfoderabili nella versione in tessuto. Struttura portante in legno massello, cuscini seduta in misto piuma con inserto in poliuretano e schienali in misto piuma. Con base in metallo, possibilità di piedini nascosti su richiesta.

Upholstered elements with removable covers in case of fabric upholstery. Solid wood bearing structure, seat cushions in mixed down with high density polyurethane foam inserts, back cushions in mixed feather. Metal base; hidden legs upon request.