


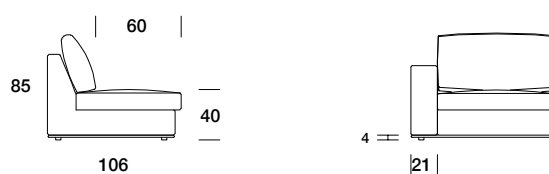


MORGAN EVO

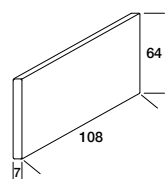
Poltrona



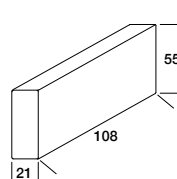
Divano



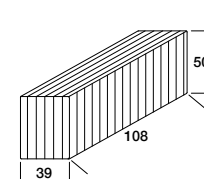
Bracciolo A cm.7x108xh64



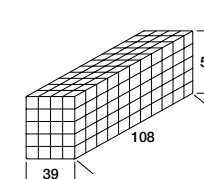
Bracciolo B cm.21x108xh55




Bracciolo C cm.39x108xh50



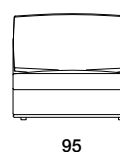
Bracciolo D cm.39x108xh50



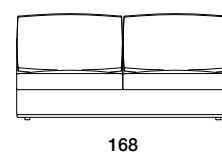
Poltrona Centrale



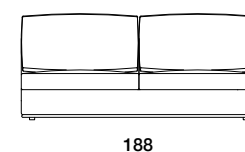
Poltrona Centrale



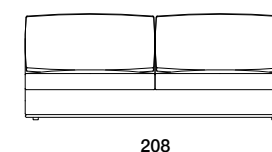
Divano Centrale



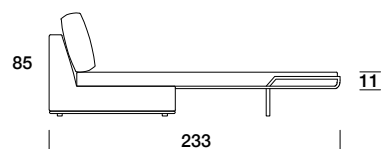
Divano Centrale



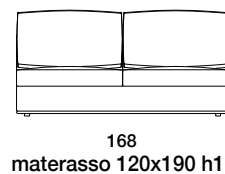
Divano Centrale



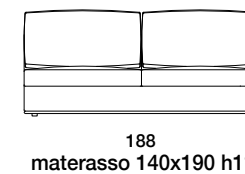
Divano Centrale letto



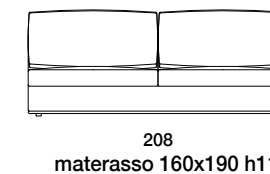
Divano Centrale letto



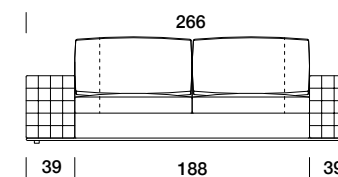
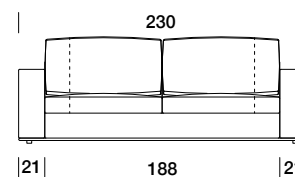
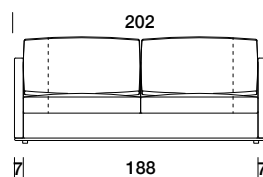
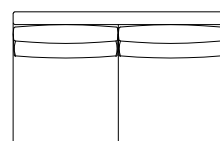
Divano Centrale letto



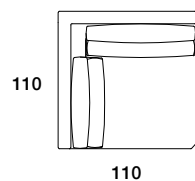
Divano Centrale letto



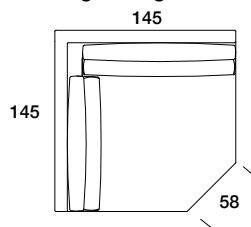
Divano Centrale



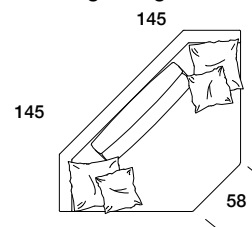
Angolo / Poltrona terminale



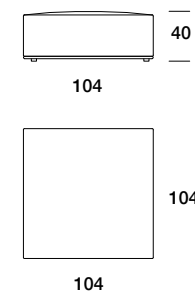
Angolo large



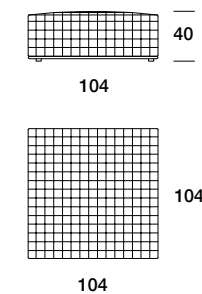
Angolo big



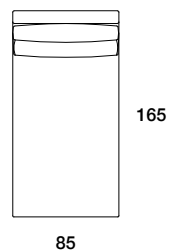
Pouff



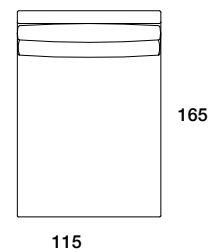
Pouff quilted



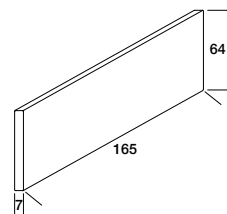
Chaise longue



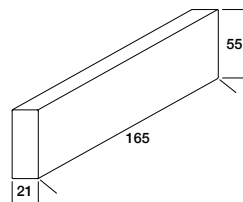
Chaise large



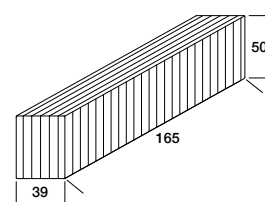
Bracciolo A cm 7x165xh64



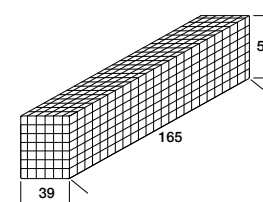
Bracciolo B cm 21x165xh54



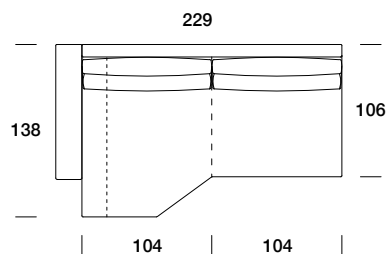
Bracciolo C cm 39x165xh50



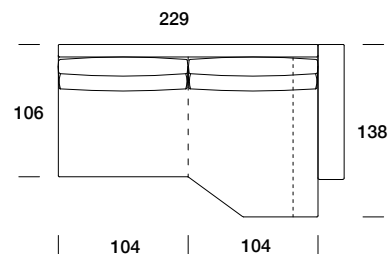
Bracciolo D cm 39x165xh50



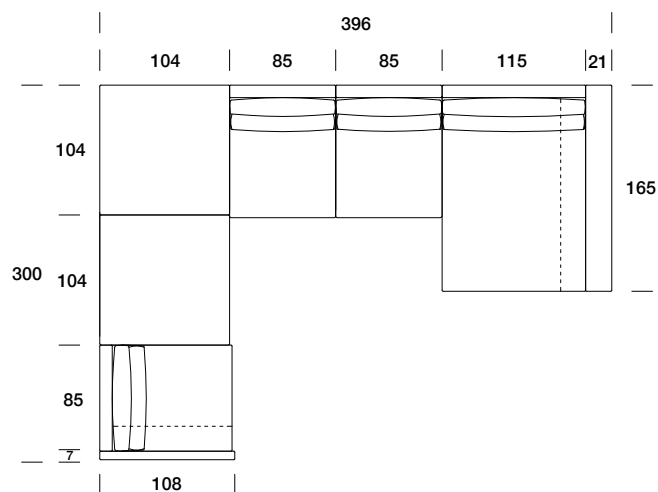
Elemento Y SX



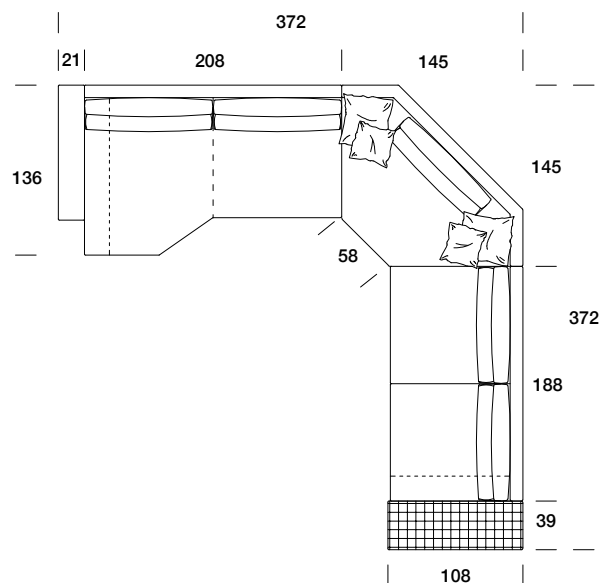
Elemento Y DX



Composizione1



Composizione2



Elementi imbottiti completamente sfoderabili nella versione in tessuto, ad eccezione dei braccioli trapuntati. Struttura portante in legno massello, cuscini seduta in misto piuma con inserto in poliuretano e schienali in misto piuma. Base in metallo.

Upholstered elements with removable covers in case of fabric upholstery, except for the quilted armrests. Solid wood bearing structure, seat cushions in mixed down with high density polyurethane foam inserts, back cushions in mixed goose down. Metal base.